












## Maple and Chestnut curriculum overview Term 3: As Time Goes By Genre of the Term: Musicals

Week/ Focus	Vocabulary	Phonics	Literacy/ Big writing	Maths	Understanding of the world	EAD	RE/ PHSE	PE/ PD
<p>Week 1 6/01/26</p> <p>Time capsule</p> <p>Musical of the week: Hercules</p>	<p>Time lines past present future capsule decade year month season history</p>	<p>EYFS - Review of set 1 sounds. Set 1 Special friends</p> <p>Year 1- Review of set 1 and 2 sounds. Introduce Set 3 sounds.</p>	<p>Writing lists:- When do we write lists? Christmas, shopping lists, birthday lists. Lists of items in the time capsule.</p>  <p>Poem of the term- Oranges and lemons</p>	<p>EY: Exposure 1 more 1 less</p> <p>Linking numeral to quantity to 10</p> <p>Year 1: PLace value to 20 - Counting on and back from a given number</p>	<p>History: Discover a time capsule containing; phone, cassette, CD, old iron, yo-yo, picture of old Holbeach, black and white photo.</p> <p>What do you think these items are ? What do you think they were used for ?</p> <p>Y1 Science- Seasonal Changes Lesson</p>	<p>Music - Handbells</p> <p>Art- To create a picture using lines and shapes. ( drawing items from the past, such as a cassette.)</p>	<p><b>Jigsaw: Dreams and Goals</b> I understand that if I persevere I can tackle challenges</p> <p>RE <b>Concept</b> :How is New Year celebrated in different countries?</p>	<p>PE- Real Gym Unit 1 Real Core Unit 3</p> <p>PD- fine motor, strengthening, tweezers, threading, playdough, cutting skills.</p> <p><b>Outdoor learning:</b> Seasonal change</p>
<p>Week 2 12/01/26</p> <p>Toys throughout time</p> <p>Musical of the week: Oliver Twist</p>	<p>museum mechanical material instructions</p>	<p>EYFS - Review of set 1 sounds. Set 1 Special friends</p> <p>Year 1- Review of set 1 and 2 sounds.</p>	 <p>Character descriptions/ comparisons to Toy story ( visual literacy)</p> <p>visual literacy</p>	<p>EY: EY: Exposure Verbally counting beyond 20</p> <p>Comparisons of amounts to 10</p> <p>Year 1- Place value to 20 - Reasoning and problem solving</p>	<p>Toys - Toys we have now. Toys our parents had. Toys our grandparents had. How do they work? Look at the material, look at how they work. Children make their own toys. Look at instructions as a non-fiction.</p> 	<p>Music - Hand bells</p> <p>Art- To create an observational drawing <a href="https://www.kapowprimary.com/subjects/art-design/art-and-design-reception/reception-units/drawing/lesson-4-observational-pencil-drawings/">https://www.kapowprimary.com/subjects/art-design/art-and-design-reception/reception-units/drawing/lesson-4-observational-pencil-drawings/</a></p>	<p><b>Jigsaw: Dreams and Goals</b> I can tell you about a time I didn't give up until I achieved my goal</p> <p>RE: <b>Concept</b></p> <p>Creation and Human Nature - Christians and Jewish</p> <p><a href="https://www.bbc.co.uk/bitesize/topics/z3n8239/articles/zwxwmbk">https://www.bbc.co.uk/bitesize/topics/z3n8239/articles/zwxwmbk</a></p>	<p>PE- Real Gym Unit 1 Real Core Unit 3</p> <p>PD- fine motor, strengthening, tweezers, threading, playdough, cutting skills.</p>

		Introduce Set 3 sounds.	Poem of the term- Oranges and lemons		Y1 -Science - Practical Planting (Y1 to go with KS1)			<b>Outdoor learning:</b> Bird feeders.  
<p>Week 3 19/01/26</p> <p>How people change as they grow</p> <p>Artist of the week: Hairspray</p>	<p>features younger older generation ancestors growth change development</p>	<p>EYFS - Review of set 1 sounds. Set 1 Special friends</p> <p>Year 1- Review of set 1 and 2 sounds. Introduce Set 3 sounds.</p>	 <p>Diary entry rhyming words Story ordering</p> <p>Poem of the term- Oranges and lemons</p>	<p><b>EY:</b> Exposure double facts to 10</p> <p>Combining two amounts with in 10</p> <p><b>Year 1:</b> Addition within 20 - Using number lines</p>	<p>Children bring in baby photos and look at the changes in a few years.</p> <p>Look at staff baby photos and match the adult.</p> <p>Bring in family photos, look at the different generations and talk about ages.</p> <p>Look at animals and their young and how humans care for their babies in a similar way to animals.</p> <p><a href="#">Science- Plants -Germination, seeds and growing</a></p>	<p><b>Music</b> - Hand bells</p> <p><b>Art</b> - To create a self portrait using shapes and lines, looking how they have changed since being a baby. <a href="https://www.kapowprimary.com/subjects/art-design/art-and-design-reception/reception-units/drawing/lesson-5-drawing-faces/">https://www.kapowprimary.com/subjects/art-design/art-and-design-reception/reception-units/drawing/lesson-5-drawing-faces/</a></p>	<p><b>Jigsaw: Dreams and Goals</b> I can set a goal and work towards it</p> <p><b>RE: Concept:</b> The story of Adam and Eve</p>	<p><b>PE-</b> Real Gym Unit 1 Real Core Unit 3</p> <p><b>PD-</b> fine motor, strengthening, tweezers, threading, playdough, cutting skills.</p> <p><b>Outdoor learning-</b></p>  <p>Wind turbines.</p>
<p>Week 4 26/01/26</p> <p>How technology has changed</p> <p>Musical of the Week: Lion King</p>	<p>technology electricity invention power circuit</p>	<p>EYFS - Review of set 1 sounds. Set 1 Special friends</p> <p>Year 1- Review of set 1 and 2</p>	 <p>story maps, labels, sentence structure, descriptions.</p> <p>Poem of the term- Oranges and lemons</p>	<p><b>EY::</b> Exposure comparing length</p> <p>Recall and begin to record number bonds to 5</p> <p><b>Year 1:</b> Subtraction within 20 - using number lines</p>	<p><b>Technology at home</b> - Looking at similarities and differences to technology when parents/carers were children.</p> <p>Lights - candles, electricity, circuits Washing - irons, washing machines Cooking - stoves, kettles, whisks</p> <p><a href="#">Science- Materials: Identify and name a variety of materials</a></p>	<p><b>Music</b> - Hand Bells</p> <p><b>DT</b> - To investigate how toys move, such as push and pull.</p>	<p><b>Jigsaw: Dreams and Goals</b> I can use kind words to encourage people</p> <p><b>RE: Concept</b> Creation stories from other religions. Islam, Judaism.</p>	<p><b>PE-</b> Real Gym Unit 1 Real Core Unit 3</p> <p><b>PD-</b> fine motor, strengthening, tweezers, threading, playdough, cutting skills.</p> <p><b>Outdoor learning-</b> creating a rainstorm (</p>

		sounds. Introduce Set 3 sounds.						<b>Nature Park activity)</b> If the group masters the rainstorm then why not try performing other sounds of nature such as a woodland, a seaside or a howling gale!  As an extension try using loose materials: Spitting - rubbing a tarpaulin Small drips - homemade rain stick Rain - Tap the ground with sticks Heavy rain - hitting a heavy object
Week 5 2/2/26  How our country has changed through time ( local area and city areas)  Musical of the Week:: The Greatest showman	city town countryside local national landmarks	EYFS - Review of set 1 sounds. Set 1 Special friends  Year 1- Review of set 1 and 2 sounds. Introduce Set 3 sounds.	fact file non-fiction texts  Labelling and descriptions letter writing  Poem of the term- Oranges and lemons	<b>EY:</b> Exposure representing numbers amounts to 10  Spatial reasoning and directional language  <b>Year 1: Year 1:</b> Measuring Length and height	Looking at pictures of how Holbeach used to look in the past. Think about how it looks today.  Use of Digi maps to explore Holbeach and the surrounding areas.  Geography - Explore and discuss human and physical features of Holbeach using digimaps and archived photos  History - Creating a time capsule that signifies modern things.  <a href="#">Science - Materials: Objects and the materials that they are made from</a>	<b>Music:</b> Hand bells  <b>DT:</b> To investigate how the movement of toys can be changed.	<b>Jigsaw: Dreams and Goals</b> I understand the link between what I learn now and the job I might like to do when I'm older  <b>RE:</b> Chinese New year.	<b>PE-</b> Real Gym Unit 1 Real Core Unit 3  <b>PD-</b> fine motor, strengthening, tweezers, threading, playdough, cutting skills.  Outdoor learning- nest building ( nature park activity) 
Week 6 9/2/26  How have celebration s changed  Chinese New Year	celebrations culture traditions lantern fortune continent country	EYFS - Review of set 1 sounds. Set 1 Special friends	 Recount, comparisons. Labels.	<b>EY:</b> Exposure sharing into equal amounts  Comparing mass/capacity  <b>Year 1:</b> Measure and compare Mass and volume	History:- animals of the chinese new year  Looking at Chinese New Year and the cultures.  <b>Tasting Chinese food.</b>  Geography - Using a world map, Atlas and Globe to locate China and make comparisons to the UK.	<b>Music -</b> Hand bells  <b>DT -</b> To design their own toy and then make it	<b>Jigsaw: Dreams and Goals</b> I can say how I feel when I achieve a goal and know what it means to feel proud  <b>Discovery RE:</b> Concept: Christianity/ Hinduism	<b>PE-</b> Real Gym Unit 1 Real Core Unit 3  <b>PD-</b> fine motor, strengthening, tweezers, threading, playdough, cutting skills.

Musical of the week: Wicked		Year 1- Review of set 1 and 2 sounds. Introduce Set 3 sounds.	Poem of the term- Oranges and lemons		Science- Materials: Simple properties of materials	out of construction materials.	Key question - What do I know about Easter and Holi? Holi: The story of Prahlad and Holika.	<b>Outdoor learning- Chinese New Year</b>  
--------------------------------	--	---	--------------------------------------	--	--	--------------------------------	--	---

### Inside Provision

<u>Maple</u>	<u>Chestnut</u>
Topic Board: Rosie's Hat Small World: Dinosaurs Reading Area: Traditional Tales Maths: Shape, Pattern, matching numeral to quantity Creative Area: Mark making, using different mediums to draw own dinosaur Story Area: Using props to act out a story given, or their own story.	Topic Board: Perfectly Norman Role Play: Little red riding hoods kitchen. Reading Area: Traditional tales/non-fiction. Maths: Pattern, shape, matching numeral to quantity Creative Area: Building for characters in traditional fairy tales. Investigation Area: Puppet show.

### Outside Provision

Area	Learning Intention/ Area of Development	Resources
Sand/Water play	Vocabulary building- Changes over time	Exploring ice - fine motor pipets
Reading Areas	Reading hut	fiction and non fiction texts
Construction	Spatial reasoning	Large wooden blocks

<b>Role-play</b>	Ambitions - People Who help us dress up	costumes , occupation books and visuals to support
<b>Music area</b>	Being imaginative - Traditional Nursery Rhymes	Instruments , drums , song spoons, microphones
<b>Maths</b>	Math vocabulary - Representing amounts - Composition to 10	ten frames , loose parts , ' messy math' mud kitchen
<b>Mark Making</b>	Self portraits- developing pencil control	clip boards, chalks, large paper roll and pens, paintbrushes and space/alien visuals,mirrors